


Product Specification

Description	LED Amusement Lamp
Model NO	YJ-S5054W3-1.5W

Product Picture

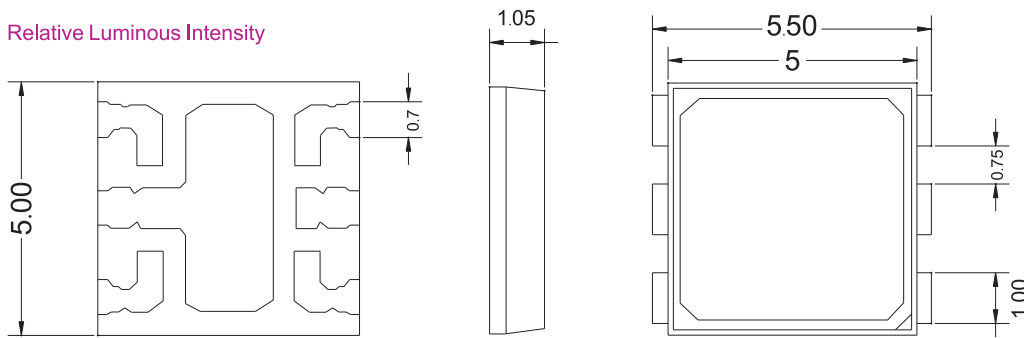


Part Number	Chip Material	Emitting Color	Forward voltage		Dominant Wavelength		Luminous Intensity (Lm)		IF (mA)	Viewing Angle
			TYP	MAX	MIN	MAX	MIN	MAX		$\Delta\theta$
YJ-S5054W3-1.5W	GAN	White	2.8	3.6	455	475	100	300	500	120

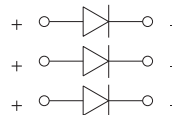
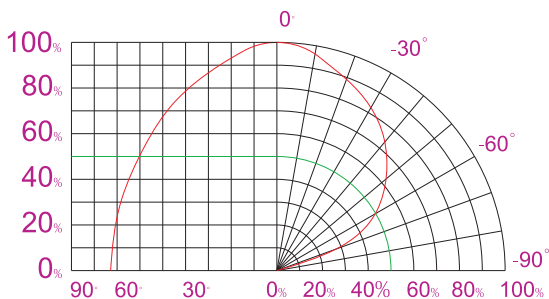
PRODUCT SIZE



Relative Luminous Intensity



Directive Characteristics



Package Dimensions mm
General Tolerance 02



SHENZHEN AGLARE LIGHTING CO., LTD
 Web: www.aglare.cn / www.amusementlamp.com
 Email: aglaren@aglaren.cn
 Tel: +86-75588868631

Product Package



Instructions :

K=K Material Carton
Electrostatic bag

Customer information

Please read the specification before used:

Products dehumidification

Because the SMD product moisture absorption in high temperature welding will cause water vapor evaporation and expansion. Easy to cause disengagement. It is easy to pull the chip from the gold wire. Therefore, before use, customers should bake at 60-70degrees centigrade. for 12hours before unpacking. welding should be finished within 24 hours after

unpacking. If more than 24 hours need to do dehumidification again. (Bake the beads in the coil at 65-75degrees Celsius for 10 - 15 hours, Bulk baking : 130-150degrees Celsius for 2-3 hours)

SMT

Customers in the SMT patch as far as possible to choose a large than SMD light surface nozzle, to prevent the nozzle down the height of the improper setting of the lamp caused by damage to the inner gold line, SMT nozzle down the height will also affect the quality of the lamp.

Anti-static precautions

The machine in contact with the product during use should be grounded by wire. The soldering iron of the working table must be grounded.

The operator must wear an esd ring and esd suit.



SHENZHEN AGLARE LIGHTING CO. , LTD

Web : www.aglare.cn / www.amusementlamp.com

Email : aglare@aglare.cn

Tel : +86-75588868631